



VI W.C. Predator Boat Fishing - Lures

Upper & Lower Lough Erne

N. C. F. F. I.



13-10-2013

FINAL TEAM CLASSIFICATION

Class.	Team (Nation)		Penalties	Penalties (team day 1&2)	Penalties (pairs day 1&2)	Points (total)	Points (team day 2)	Fish n. (total)	Big fish (points)
1	Italy		27.0	9.0- 18.0	1 8 7 11	1,860.2	264.2	37	108.0
2	Russia		36.0	6.0- 30.0	2 4 5 25	1,396.0	465.0	23	72.0
3	Romania		44.0	27.0- 17.0	12 15 4 13	1,173.1	472.3	48	93.0
4	Belarus		47.0	29.0- 18.0	12 17 6 12	986.6	287.2	49	95.0
5	Lithuania		50.0	21.0- 29.0	3 18 2 27	1,252.2	567.2	48	83.0
6	Ukraine		54.0	26.0- 28.0	7 19 8 20	856.3	254.9	29	91.0
7	Ireland		58.0	29.0- 29.0	9 20 1 28	1,048.7	567.9	39	97.0
8	Latvia		58.0	37.0- 21.0	11 26 3 18	1,045.7	535.3	75	95.0
9	South-Africa		64.0	28.0- 36.0	6 22 14 22	746.8	147.0	48	92.0
10	Poland		66.0	38.0- 28.0	13 25 9 19	722.4	245.5	16	80.0
11	Hungary		66.0	41.0- 25.0	14 27 10 15	691.5	225.0	21	100.0
12	England		75.0	28.0- 47.0	5 23 21 26	671.0	108.0	10	84.0
13	France		80.0	40.0- 40.0	16 24 16 24	557.8	139.2	12	72.0
14	Czech Republic		89.0	49.0- 40.0	21 28 17 23	414.6	136.0	19	71.0

Hour **18:44:33**

President of Jury

M. G. M. M. M.



VI W.C. Predator Boat Fishing - Lures

Upper & Lower Lough Erne

N. C. F. F. I.



13-10-2013

FINAL PAIRS CLASSIFICATION

Class.	Pair	Team (Nation)		Penalties (total)	Penalties (day 1 & 2)	Points (tot.)	Points (best day)	Points (day 2)	Big Fish (points)	Fish n. (total)	Legs played
1	(A) Prialgauskas Janas Valukonis Vldas	Lithuania		5.0	3 - 2	1,016.3	567.2	567.2	83.0	35	2
2	(B) Shanin Alexey Panchekhin Alexander	Russia		7.0	2 - 5	956.0	491.0	465.0	67.0	16	2
3	(A) Gorny Jacek Kurman Tomasz	Ireland		10.0	9 - 1	886.9	567.9	567.9	97.0	25	2
4	(B) Panareo Nicola Sivero Marcello	Italy		12.0	1 - 11	1,273.0	1,049.0	224.0	108.0	19	2
5	(A) Karpenkovs Vitalijs Riekstins Guntis	Latvia		14.0	11 - 3	846.7	535.3	535.3	95.0	67	2
6	(A) Gardinazzi Alessandro Gobbi Marco	Italy		15.0	8 - 7	587.2	323.0	264.2	96.0	18	2
7	(B) Makogon Evgeny Girich Pavlo	Ukraine		15.0	7 - 8	581.9	327.0	254.9	91.0	23	2
8	(B) Buzatu Sabin Boanta Robert	Romania		16.0	12 - 4	782.8	472.3	472.3	82.0	37	2

Hour **18:39:18**

President of Jury

M. G. M. M. M.



VI W.C. Predator Boat Fishing - Lures





Upper & Lower Lough Erne

N. C. F. F. I.



13-10-2013

FINAL PAIRS CLASSIFICATION

Class.	Pair	Team (Nation)		Penalties (total)	Penalties (day 1 & 2)	Points (tot.)	Points (best day)	Points (day 2)	Big Fish (points)	Fish n. (total)	Legs played
9	(A) Kubasiewicz Slawomir Zejmo Maciej	Poland		22.0	13 - 9	520.5	275.0	245.5	80.0	11	2
10	(A) Astapau Uladzimir Smelniak Viktor	Belarus		23.0	17 - 6	475.6	287.2	287.2	90.0	30	2
11	(B) Kukharenska Raman Mitskelevich Yury	Belarus		24.0	12 -12	511.0	317.8	193.2	95.0	19	2
12	(B) Fürtös Attila Takács László	Hungary		24.0	14 -10	479.4	254.4	225.0	100.0	16	2
13	(B) Reynecke Pieter Du Toit Johannes	South-Africa		28.0	6 -22	462.1	366.0	96.1	92.0	7	2
14	(A) Spiac Adrian Avram Adelin	Romania		28.0	15 -13	390.3	239.1	151.2	93.0	11	2
15	(A) Fominykh Valery Sukhov Alexander	Russia		29.0	4 -25	440.0	379.0	61.0	72.0	7	2
16	(B) Edmonds Sam Edmonds Gary	England		31.0	5 -26	426.0	367.0	59.0	84.0	6	2

Hour **18:39:18**

President of Jury

M. G. G. M. M. M.



VI W.C. Predator Boat Fishing - Lures









Upper & Lower Lough Erne

N. C. F. F. I.



13-10-2013

FINAL PAIRS CLASSIFICATION

Class.	Pair	Team (Nation)		Penalties (total)	Penalties (day 1 & 2)	Points (tot.)	Points (best day)	Points (day 2)	Big Fish (points)	Fish n. (total)	Legs played
17	(A) Fluxia Jean Irailles Olivier	France		32.0	16 -16	364.0	224.8	139.2	67.0	8	2
18	(A) Bekker Wilhelm van Druten Emile	South-Africa		36.0	22 -14	284.7	147.0	147.0	7.8	41	2
19	(A) Petrash Iurii Lytovets Andrii	Ukraine		39.0	19 -20	274.4	164.4	110.0	90.0	6	2
20	(A) Palmer Gary Edwards Eric	England		44.0	23 -21	245.0	137.0	108.0	74.0	4	2
21	(A) Zahrádka Josef Horký Jirí	Czech Republic		44.0	21 -23	237.2	149.3	87.9	63.0	11	2
22	(B) Litwinski Raimund Wowra Dariusz	Poland		44.0	25 -19	201.9	122.0	122.0	64.0	5	2
23	(B) Goltins Ingus Romanovs Armands	Latvia		44.0	26 -18	199.0	126.6	126.6	56.0	8	2
24	(B) Luksta Sigitas Siukscius Gintautas	Lithuania		45.0	18 -27	235.9	182.5	53.4	83.0	13	2

Hour **18:39:18**

President of Jury

M. G. Pinto Martins



VI W.C. Predator Boat Fishing - Lures

Upper & Lower Lough Erne

N. C. F. F. I.



13-10-2013

FINAL PAIRS CLASSIFICATION

Class.	Pair	Team (Nation)		Penalties (total)	Penalties (day 1 & 2)	Points (tot.)	Points (best day)	Points (day 2)	Big Fish (points)	Fish n. (total)	Legs played
25	(B) Kolousek David Seba Radek	Czech Republic		45.0	28 -17	177.4	136.0	136.0	71.0	8	2
26	(C) Tarsoly Mihály Varga Pál	Hungary		43.0	28 -15	145.5	145.5	145.5	82.0	3	1
27	(B) Powell Andrew Rutherford Colin	Ireland		48.0	20 -28	161.8	161.8	0.0	70.0	14	1
28	(B) Bourdet David Bourgeois Damien	France		52.0	24 -28	127.8	127.8	0.0	70.0	3	1
29	(C) Guidolin Joan Poincot Stephane	France		52.0	28 -24	66.0	66.0	66.0	66.0	1	1
30	(A) Antal Gábor Csörgo Milán	Hungary		55.0	27 -28	66.6	66.6	0.0	60.0	2	1
31	(C) Powell Stephen Mcfadden Lindsey	Ireland		56.0	28 -28	0.0	0.0	0.0	0.0	0	1

Hour **18:39:18**

President of Jury

M. G. M. M. M.



VI W.C. Predator Boat Fishing - Lures

Upper & Lower Lough Erne

N. C. F. F. I.



Day 2

13-10-2013

TEAM CLASSIFICATION

Class.	Team (Nation)		Penalties	Penalties (pairs)	Points (tot.)	Best Pair (points)	Big Fish (points)	Fish n. (total)
1	Romania		17	4 -13	623.5	472.3	80.0	23
2	Italy		18	7 -11	488.2	264.2	96.0	17
3	Belarus		18	6 -12	480.4	287.2	90.0	17
4	Latvia		21	3 -18	661.9	535.3	95.0	28
5	Hungary		25	10 -15	370.5	225.0	100.0	6
6	Poland		28	9 -19	367.5	245.5	65.0	7
7	Ukraine		28	8 -20	364.9	254.9	78.0	20
8	Lithuania		29	2 -27	620.6	567.2	83.0	27
9	Ireland		29	1 -28	567.9	567.9	85.0	12
10	Russia		30	5 -25	526.0	465.0	67.0	9
11	South-Africa		36	14 -22	243.1	147.0	88.0	23
12	Czech Republic		40	17 -23	223.9	136.0	71.0	7
13	France		40	16 -24	205.2	139.2	67.0	4
14	England		47	21 -26	167.0	108.0	59.0	3

Hour 18:31:42

President of Jury

Mr. Gando Mattar



VI W.C. Predator Boat Fishing - Lures

Upper & Lower Lough Erne





N. C. F. F. I.



Day 2

13-10-2013

PAIRS CLASSIFICATION

Penal.	Pair	Team (Nation)		Catches	Fish n.	Points (tot.)	Big Fish (points)	Notes
1	(A) Gorny Jacek Kurman Tomasz	Ireland		Pike 77 77.0 Pike 71 71.0 Perch 22 6.6 Pike 73 73.0 Pike 69 69.0 Pike 60 60.0 Pike 85 85.0 Pike 50 50.0 Pike 55 55.0 Perch 27 8.1 Perch 22 6.6 Perch 22 6.6	12	567.9	(85.0)	
2	(A) Prialgauskas Janas Valukonis Vladas	Lithuania		Perch 26 7.8 Pike 78 78.0 Pike 57 57.0 Perch 26 7.8 Pike 83 83.0 Perch 23 6.9 Pike 58 58.0 Pike 61 61.0 Perch 23 6.9 Pike 78 78.0 Perch 24 7.2 Perch 23 6.9 Perch 24 7.2 Perch 23 6.9 Perch 23 6.9 Perch 24 7.2 Perch 26 7.8 Pike 58 58.0 Perch 26 7.8 Perch 23 6.9	20	567.2	(83.0)	
3	(A) Karpenkovs Vitalijs Riekstins Guntis	Latvia		Perch 27 8.1 Pike 79 79.0 Pike 65 65.0 Perch 25 7.5 Pike 95 95.0 Perch 23 6.9 Perch 25 7.5 Perch 27 8.1 Perch 28 8.4 Perch 28 8.4 Perch 27 8.1 Perch 31 9.3 Perch 29 8.7 Perch 29 8.7 Perch 29 8.7 Perch 27 8.1 Perch 28 8.4 Perch 22 6.6 Perch 39 11.7 Perch 29 8.7 Perch 27 8.1 Pike 65 65.0 Perch 41 12.3 Pike 69 69.0	24	535.3	(95.0)	
4	(B) Buzatu Sabin Boanta Robert	Romania		Pike 80 80.0 Pike 54 54.0 Pike 64 64.0 Pike 57 57.0 Perch 29 8.7 Pike 64 64.0 Pike 63 63.0 Perch 29 8.7 Perch 26 7.8 Perch 22 6.6 Perch 22 6.6 Perch 23 6.9 Perch 25 7.5 Perch 26 7.8 Perch 25 7.5 Perch 24 7.2 Perch 24 7.2	17	472.3	(80.0)	

Hour 18:40:32

President of Jury

M. Gando Mateu



VI W.C. Predator Boat Fishing - Lures

Upper & Lower Lough Erne

N. C. F. F. I.



Day 2

13-10-2013

PAIRS CLASSIFICATION

Penal.	Pair	Team (Nation)	Flag	Catches	Fish n.	Points (tot.)	Big Fish (points)	Notes
5	(B) Shanin Alexey Panchehkhin Alexander	Russia		Pike 50 50.0 Pike 52 52.0 Pike 61 61.0 Pike 67 67.0 Pike 61 61.0 Pike 57 57.0 Pike 62 62.0 Pike 55 55.0	8	465.0	(67.0)	
6	(A) Astapau Uladzimir Smelniak Viktor	Belarus		Pike 90 90.0 Pike 60 60.0 Perch 24 7.2 Perch 27 8.1 Perch 23 6.9 Perch 23 6.9 Perch 28 8.4 Pike 70 70.0 Perch 25 7.5 Perch 25 7.5 Perch 23 6.9 Perch 26 7.8	12	287.2	(90.0)	
7	(A) Gardinazzi Alessandro Gobbi Marco	Italy		Pike 89 89.0 Pike 96 96.0 Perch 24 7.2 Perch 25 7.5 Perch 22 6.6 Perch 22 6.6 Perch 28 8.4 Perch 22 6.6 Perch 22 6.6 Perch 23 6.9 Perch 25 7.5 Perch 29 8.7 Perch 22 6.6	13	264.2	(96.0)	
8	(B) Makogon Evgeny Girich Pavlo	Ukraine		Pike 62 62.0 Perch 22 6.6 Perch 25 7.5 Pike 78 78.0 Perch 24 7.2 Perch 26 7.8 Perch 22 6.6 Perch 26 7.8 Perch 22 6.6 Perch 28 8.4 Perch 22 6.6 Perch 26 7.8 Perch 23 6.9 Perch 24 7.2 Perch 22 6.6 Perch 22 6.6 Perch 23 6.9 Perch 26 7.8	18	254.9	(78.0)	

Hour 18:40:32

President of Jury



VI W.C. Predator Boat Fishing - Lures

Upper & Lower Lough Erne

N. C. F. F. I.



Day 2

13-10-2013

PAIRS CLASSIFICATION

Penal.	Pair	Team (Nation)		Catches	Fish n.	Points (tot.)	Big Fish (points)	Notes
9	(A) Kubasiewicz Slawomir Zejmo Maciej	Poland		Pike 56 56.0 Pike 53 53.0 Pike 64 64.0 Pike 65 65.0 Perch 25 7.5	5	245.5	(65.0)	
10	(B) Fürtös Attila Takács László	Hungary		Pike 100 100.0 Pike 54 54.0 Pike 71 71.0	3	225.0	(100.0)	
11	(B) Panareo Nicola Sivero Marcello	Italy		Pike 55 55.0 Pike 55 55.0 Pike 57 57.0 Pike 57 57.0	4	224.0	(57.0)	
12	(B) Kukharenska Raman Mitskelevich Yury	Belarus		Perch 22 6.6 Pike 70 70.0 Pike 60 60.0 Perch 22 6.6 Pike 50 50.0	5	193.2	(70.0)	

Hour 18:40:33

President of Jury

M. Gando Mattar



VI W.C. Predator Boat Fishing - Lures

Upper & Lower Lough Erne





N. C. F. F. I.



Day 2

13-10-2013

PAIRS CLASSIFICATION

Penal.	Pair	Team (Nation)		Catches						Fish n.	Points (tot.)	Big Fish (points)	Notes
13	(A) Spiac Adrian Avram Adelin	Romania		Perch Perch	25 7.5 22 6.6	Perch Pike	25 7.5 54 54.0	Perch Pike	22 6.6 69 69.0	6	151.2	(69.0)	
14	(A) Bekker Wilhelm van Druten Emile	South-Africa		Perch Perch Perch Perch Perch Perch Perch	25 7.5 23 6.9 22 6.6 25 7.5 23 6.9 22 6.6 23 6.9	Perch Perch Perch Perch Perch Perch Perch	23 6.9 25 7.5 23 6.9 22 6.6 23 6.9 24 7.2 22 6.6	Perch Perch Perch Perch Perch Perch Perch	22 6.6 24 7.2 22 6.6 26 7.8 25 7.5 22 6.6 24 7.2	21	147.0	(7.8)	
15	(C) Tarsoly Mihály Varga Pál	Hungary		Perch	25 7.5	Pike	56 56.0	Pike	82 82.0	3	145.5	(82.0)	
16	(A) Fluxia Jean Irailles Olivier	France		Perch	24 7.2	Pike	67 67.0	Pike	65 65.0	3	139.2	(67.0)	

Hour 18:40:33

President of Jury

M. Gando Mattheu



VI W.C. Predator Boat Fishing - Lures

Upper & Lower Lough Erne



N. C. F. F. I.



Day 2

13-10-2013

PAIRS CLASSIFICATION

Penal.	Pair	Team (Nation)		Catches	Fish n.	Points (tot.)	Big Fish (points)	Notes
17	(B) Kolousek David Seba Radek	Czech Republic		Pike 65 65.0 Pike 71 71.0	2	136.0	(71.0)	
18	(B) Goltins Ingus Romanovs Armands	Latvia		Pike 56 56.0 Pike 55 55.0 Perch 30 9.0 Perch 22 6.6	4	126.6	(56.0)	
19	(B) Litwinski Raimund Wowra Dariusz	Poland		Pike 64 64.0 Pike 58 58.0	2	122.0	(64.0)	
20	(A) Petrash Iurii Lytovets Andrii	Ukraine		Pike 60 60.0 Pike 50 50.0	2	110.0	(60.0)	

Hour 18:40:33

President of Jury



VI W.C. Predator Boat Fishing - Lures

Upper & Lower Lough Erne





N. C. F. F. I.



Day 2

13-10-2013

PAIRS CLASSIFICATION

Penal.	Pair	Team (Nation)		Catches	Fish n.	Points (tot.)	Big Fish (points)	Notes
21	(A) Palmer Gary Edwards Eric	England		Pike 57 57.0 Pike 51 51.0	2	108.0	(57.0)	
22	(B) Reynecke Pieter Du Toit Johannes	South-Africa		Pike 88 88.0 Perch 27 8.1	2	96.1	(88.0)	
23	(A) Zahrádka Josef Horký Jirí	Czech Republic		Perch 33 9.9 Perch 23 6.9 Pike 57 57.0 Perch 22 6.6 Perch 25 7.5	5	87.9	(57.0)	
24	(C) Guidolin Joan Poincot Stephane	France		Pike 66 66.0	1	66.0	(66.0)	

Hour 18:40:33

President of Jury

M. Gando Mattheu



VI W.C. Predator Boat Fishing - Lures

Upper & Lower Lough Erne

N. C. F. F. I.



Day 2

13-10-2013

PAIRS CLASSIFICATION

Penal.	Pair	Team (Nation)		Catches	Fish n.	Points (tot.)	Big Fish (points)	Notes
25	(A) Fominykh Valery Sukhov Alexander	Russia		Pike 61 61.0	1	61.0	(61.0)	
26	(B) Edmonds Sam Edmonds Gary	England		Pike 59 59.0	1	59.0	(59.0)	
27	(B) Luksta Sigitas Siukscius Gintautas	Lithuania		Perch 31 9.3 Perch 22 6.6 Perch 23 6.9 Perch 28 8.4 Perch 25 7.5 Perch 22 6.6 Perch 27 8.1	7	53.4	(9.3)	
28	(C) Powell Stephen Mcfadden Lindsey	Ireland			0	0.0	(0.0)	C

Hour 18:40:33

President of Jury

M. Gando Matten